

Beyond - Using Zipwhip

Last Modified on 04/18/2024 3:52 pm CDT

What is the Zipwhip Integration?

Zipwhip's texting-for-business integration allows you to text candidates and employers directly from TempWorks and automatically archive conversations to the relevant employee or contact record.

Note This integration requires additional setup and an existing account with Zipwhip. For more information, please contact your TempWorks Account Manager.

Check out our Webinar with Zipwhip




This Article Covers:

1. [Setting Up Contact Info](#)
2. [Sending out a Mass Text](#)
3. [Troubleshooting Tips & Tricks](#)

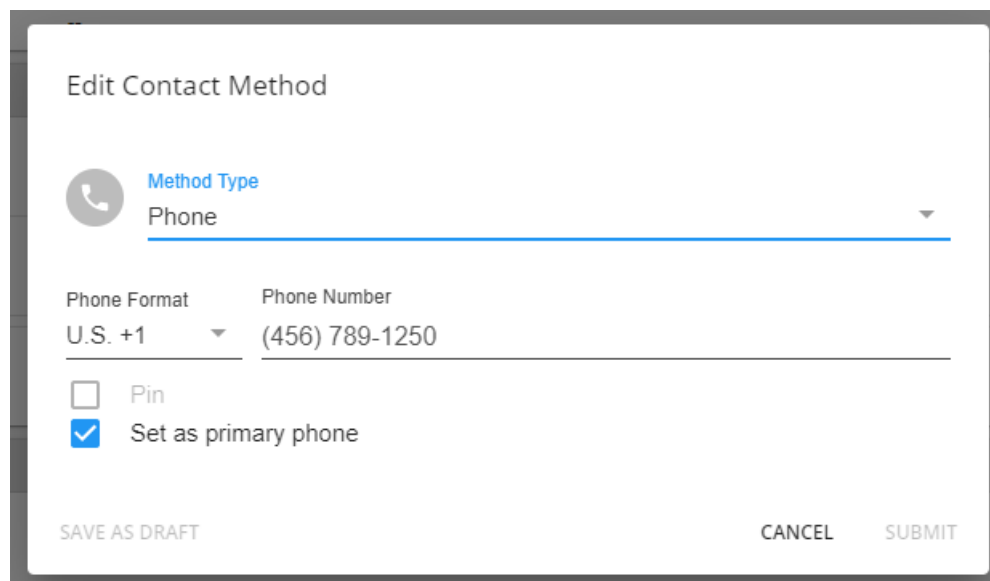
Setting Up Contact Info

Zipwhip allows you to send text messages to Employees or Contacts in Beyond. In order to be able to text, you will need to have contact information saved on their record.

Phone numbers can be saved on the employee or contact record from the contact information card on the visifile:

VISIFILE	DETAILS	DOCUMENTS	MESSAGES	ASSIGNMENTS
^ Snapshot				
Id		4295097670		
Job Title		--		
^ Contact Information				
		christopher.robin@xip.xom Email		
		(456) 789-1250 Phone		
		(234) 567-8900 Cell Phone		

Select the + to add a new phone number. This can be Cell Phone, Phone, Office, or Home Phone:



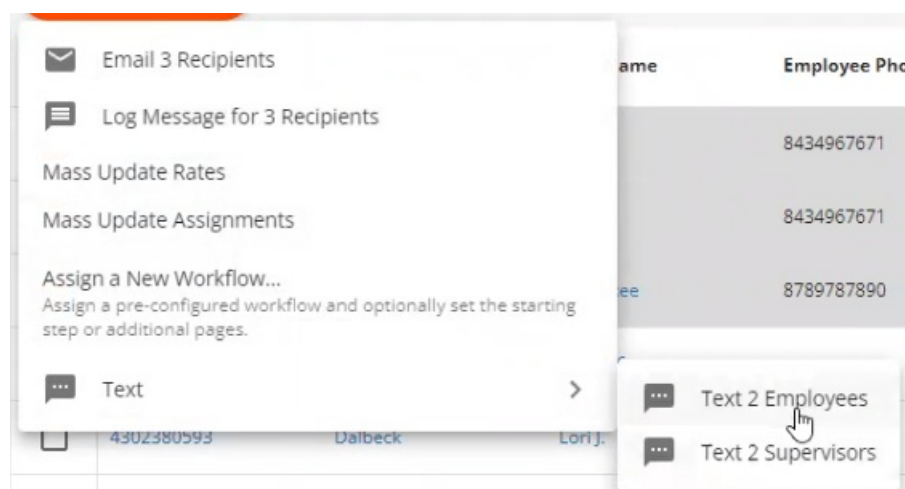
Zipwhip will attempt to text the phone numbers in the following order:

1. Cell Phone
2. Phone
3. Office/Home Phone

Employees can update their own contact information via WebCenter or HRCenter. See [below](#) for more information.

Sending Out a Mass Text

1. Run an Employee, Contact, or Onboarding search with the people you would like to text.
 - Additionally, you can text employees or supervisors directly from the Assignments search by following the same instructions:



2. Select the records you would like to send a text message to:
 - To select multiple search results, tap the square to the left of the result

<input type="checkbox"/>	Employee Id	Last Name ↑	First Name ↑
<input checked="" type="checkbox"/>	4295003834	Abbott	Darrell
<input type="checkbox"/>	12959	Abrams	Terri

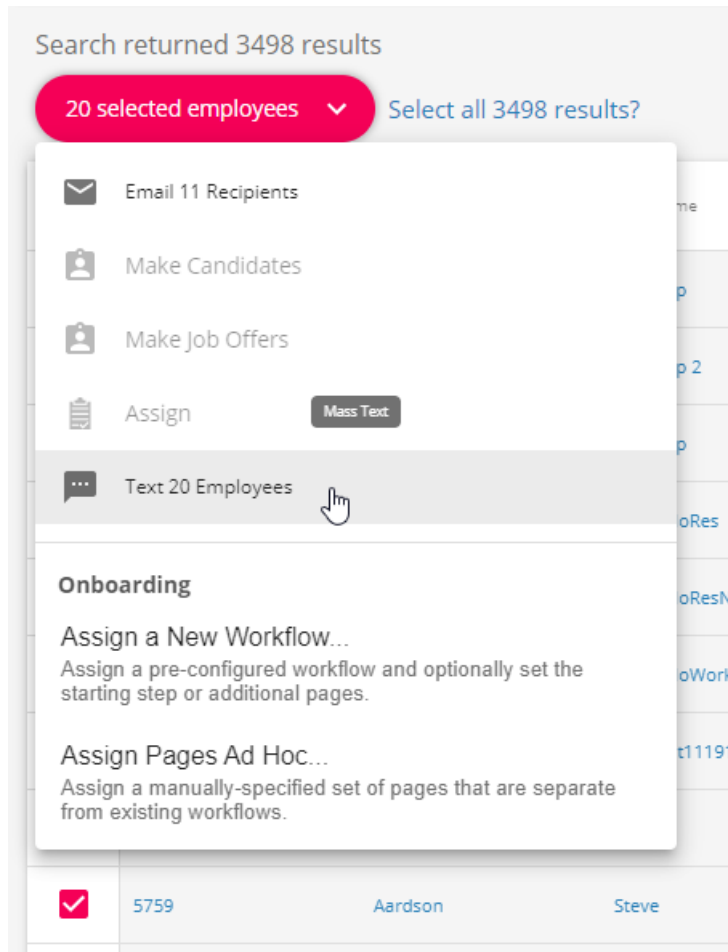
- To select all results, tap the square at the top of the results - this will select all records shown,

Search returned 694 results Hire Status, Is Active, Is Assigned, Washed Status <div> 20 selected employees ▾ Select all 694 results? </div>			
<input checked="" type="checkbox"/>	Employee Id	Last Name ↑	First Name ↑
<input checked="" type="checkbox"/>	4295003834	Abbott	Darrell
<input checked="" type="checkbox"/>	12959	Abrams	Terri
<input checked="" type="checkbox"/>	4295080856	Adams	Tracy
<input checked="" type="checkbox"/>	4295083377	Aikman	Troy
<input checked="" type="checkbox"/>	25927	Alaska	Joe
<input checked="" type="checkbox"/>	25930	Allen	Donna
<input checked="" type="checkbox"/>	4295080492	Anderson	Andrea

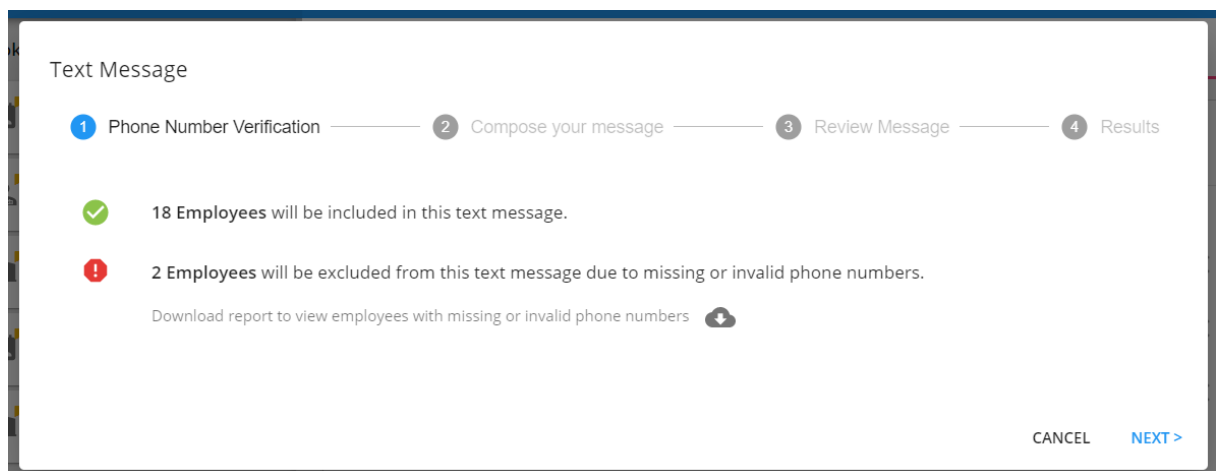
- To select all results click the text above:


Search returned 694 results Hire Status, Is Active, Is Assigned, Washed Status <div> 20 selected employees ▾ Select all 694 results? </div>			
<input checked="" type="checkbox"/>	Employee Id	Last Name ↑	First Name ↑
<input checked="" type="checkbox"/>	4295003834	Abbott	Darrell
<input checked="" type="checkbox"/>	12959	Abrams	Terri
<input checked="" type="checkbox"/>	4295080856	Adams	Tracy
<input checked="" type="checkbox"/>	4295083377	Aikman	Troy
<input checked="" type="checkbox"/>	25927	Alaska	Joe

3. Select the Actions button at the top of the search results and choose text



4. This will initiate the texting wizard, the system will first verify which phone numbers that can be texted



- Next to the green check mark will be the total number of employees that can be texted
- Next to the red stop sign will be the total number of employees without a valid number that can be texted
- Tap the  to download a report of the employee's who can not be texted
- Select Next when ready

5. Compose your message:

Text Message

✓ Phone Number Verification — 2 Compose your message — 3 Review Message — 4 Results

2 Employees will be included in this text message.

[Compose your message](#)

Come in or give us a call to learn more about some of our new job opportunities. We have customer service positions starting at \$15/per hour and welding positions starting at \$25!! Looking to learn a new skill? Check out our learning opportunities at our branch offices. We have classes on typing, professionalism, warehouse safety, resume writing and more!

358/600

CANCEL < PREVIOUS NEXT >

- Enter the text you want to send to these employees (Consider [TCPA compliance](#) when texting en masse)
- Keep in mind you do have a character limit that will turn red when you are over the number of characters you are allowed to send in a message

resume writing and more! We also have baking
if our branches or respond to this message to
s available type LEARNING

606/600

- Select Next when you are done composing

6. Review your message

Text Message

✓ Phone Number Verification — ✓ Compose your message — 3 Review Message — 4 Results

2 Employees will be included in this text message.

Message:
Come in or give us a call to learn more about some of our new job opportunities. We have customer service positions starting at \$15/per hour and welding positions starting at \$25!! Looking to learn a new skill? Check out our learning opportunities at our branch offices. We have classes on typing, professionalism, warehouse safety, resume writing and more!

PLEASE NOTE: You will not be able to cancel this message once you click SEND. Message and Data Rates May Apply.

CANCEL < PREVIOUS SEND

119 Emp High Tech NE ✓ ✓ Order Candidate 55121

- It's important to review your message before you hit send for any spelling or grammar mistakes.

7. When you are ready, hit send to send your message

Text Message

☒ Phone Number Verification
 ☒ Compose your message
 ☒ Review Message
 ☒ Results

18 Employees will be included in this text message.

To view replies and continue your texting conversation, please visit: <https://app.zipwhip.com/>

Message:
 Give us a call or come in to our office to learn more about our new job opportunities available! We have exciting new opportunities in customer service and assembly starting at \$15/per hour!! Welding positions start at \$20/per hour! Looking for something new and exciting? Check out our learning opportunities: We have new classes on typing, safety, professionalism, dog walking, assembly, updating your resume, using our app, welding best practices, bike riding, ski jumping, and even more!

0 Pending
 0 Sending
 18 Sent
 0 Failed

Last Updated: 9:52:17 AM

PLEASE NOTE: Once you close this window, the status of your text message can be viewed under Employee Messages.

CLOSE

- Depending on the number of people you are texting, your messages will be batched to send in groups - the status options here will show you where the texts are in the process
 1. Pending = waiting to send
 2. Sending = in the process of sending
 3. Sent = finished sending
 4. Failed = did not send for some reason
- Click the arrow next to any of the statuses to see a drop down of the employees in this status

18	Sent	
	Abbott, sam Employee Id: 5412	
	Abootorabi, Deborah Employee Id: 5021	
	Adams, Cindy Employee Id: 5024	

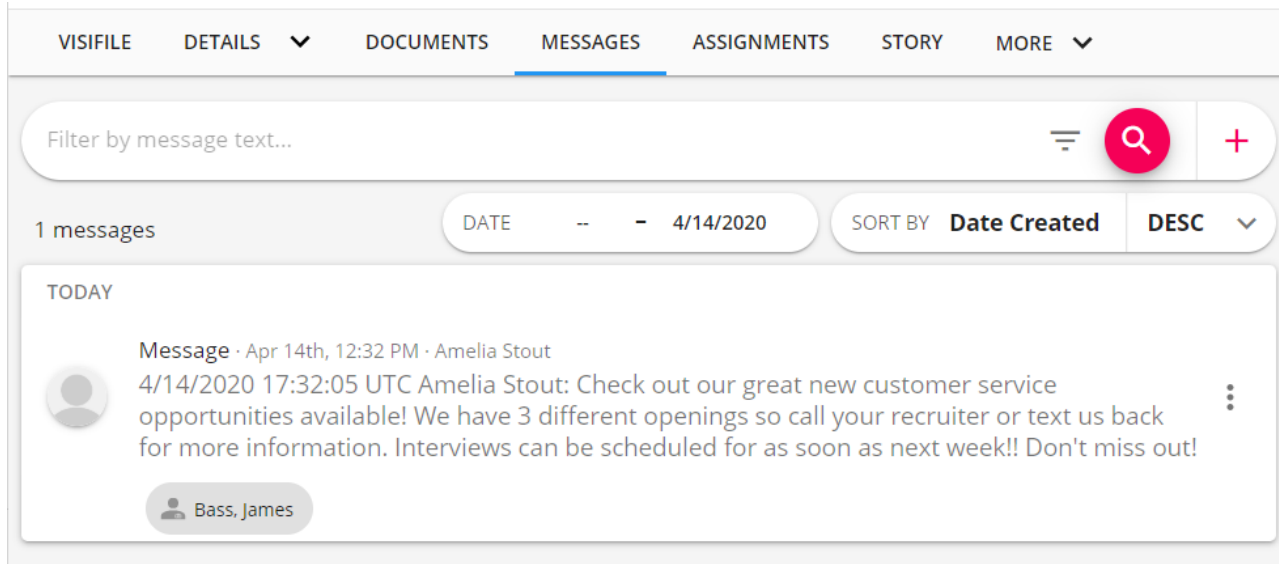
- Remember that you can have Beyond open in another window to keep working while it is sending or check on the employee's record to see if the message sent.

Note If you have multiple people with the same phone number in one mass text, the system will not allow the text to go through and the employees with the duplicate numbers will appear on the report of missing and

invalid phone numbers. If you want to text these people, consider double checking and updating their phone numbers or only choosing one of them to text.

What Happens Next?

The message will be logged with a date and time stamp on the employee's record once the conversation time has run out. By default, this is after 5 minutes of no replies:



The conversation can be continued within the Zipwhip application and the conversation will continue to be logged on the employee's record in Beyond.

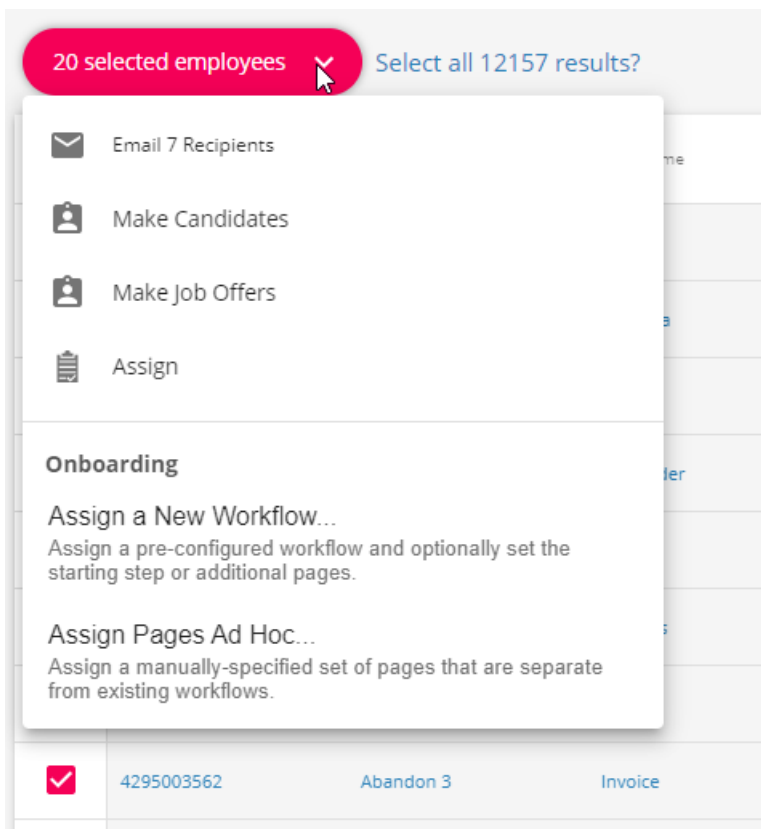
Troubleshooting Tips & Tricks

Check out the following tips and tricks if you are having trouble texting.

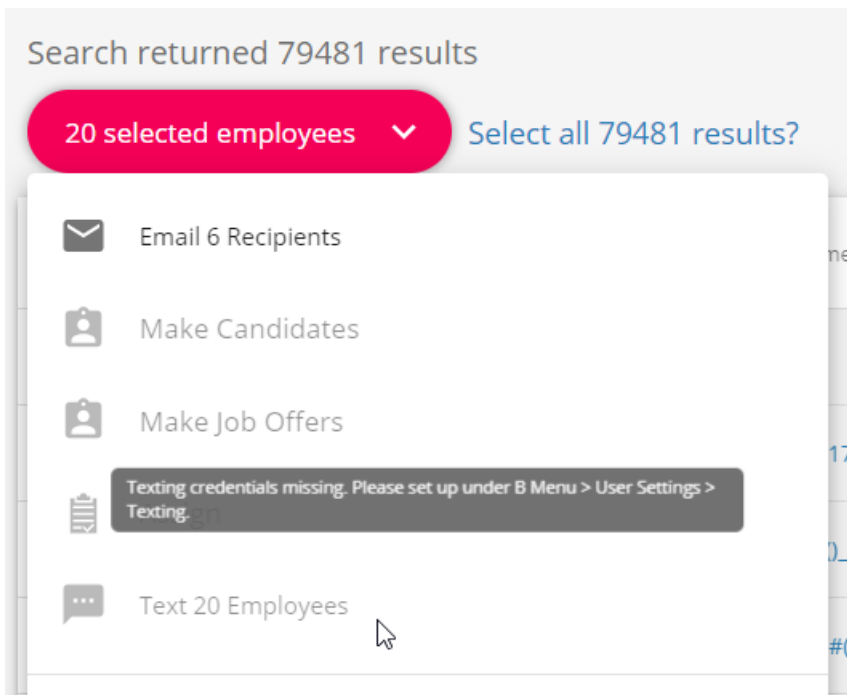
- [I Can't Text in Beyond](#)
- [My Text Messages Aren't Going Through](#)
- [I Need Updated Contact Information](#)
- [Can My Employees or Contact Opt In/Out? \(TCPA Compliance\)](#)

I Can't Text in Beyond

If you don't see the texting option under the actions menu in an employee or contact search, you should have your admin check your **Permissions**.



If you see the texting option but it is grayed out and you receive the message "Texting Credentials Missing":



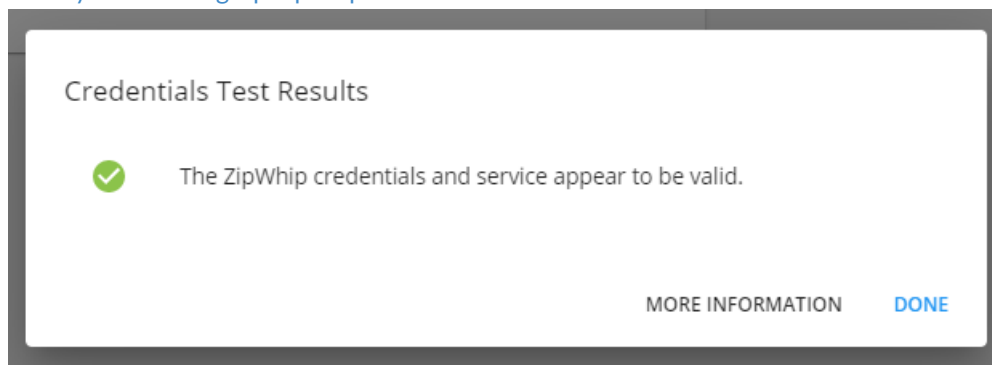
You need to set up your Zipwhip account under User Settings > Texting. Check out [Beyond - Setting Up Zipwhip](#) for more information.

My Text Messages Aren't Going Through

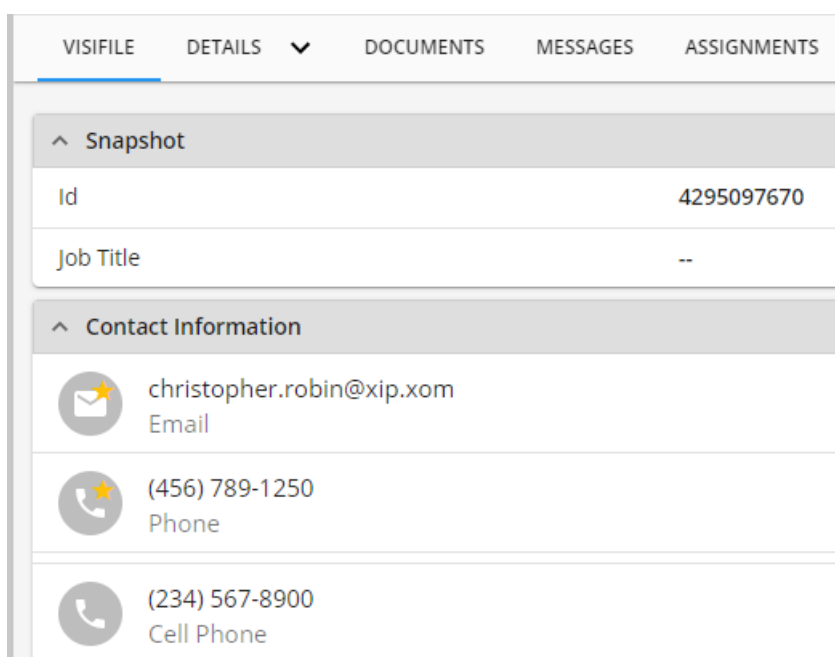
Check that your credentials are still valid by navigating to Beyond menu > user settings > Texting and selecting

Test

See [Beyond - Setting Up Zipwhip](#) for more information



Review the employee's or contact's contact information on the visifile:



Updating Contact Information

My text messages aren't being received because most of my employees need to update their phone numbers in our system

Via WebCenter

Have employees in WebCenter navigate to my information (on the home screen) and update their phone preferences



Home



Assignments



Calendar



Timecards



Pay History

My Information

General Info

Address

Resumes

Other Documents

Email Address

Current email address: a.woodbridge@xip.xom - [Update Email Address](#)

Cell Phone Preference

Current cell phone preference: <no cell phone number>, <no provider>, Receive Texts: Yes - [Update Cell Phone Preference](#)

Buzz

[Generate Invite Code](#)

Password

Via HRCenter

Consider mass assigning the Contact Information page for employees to fill out and submit

Contact Information ▼

Cell Phone (Voice and Text) ▼

Primary Phone Number*

Required information missing or invalid

Cell Phone Carrier*

Required information missing or invalid

Receive texts about jobs?*

Required information missing or invalid

Secondary Phone Number

Emergency Contact
Mom

Emergency Contact Phone
(213) 456-7890

Check out [Beyond - How to Assign a New HRCenter Workflow or Page](#) for more information.

Can My Employees or Contact Opt In/Out? (TCPA Compliance)

In accordance with the Telephone Consumer Protection Act (TCPA), Zipwhip allows for employees or contacts to opt out of text messages they receive. We recommend considering adding language to the bottom of any mass text to let them know how to opt out in case they no longer want to receive these messages.

Check out Zipwhip's Support Page for more information: <https://support.zipwhip.com/s/article/How-do-customers-opt-out-and-in>

Any text message sent from Beyond with Zipwhip will honor the opt out/in status of the contact.

Related Articles