

Branding HRCenter

Last Modified on 03/26/2020 3:39 pm CDT

Why You Should Utilize the Branding Options

In HRCenter™, you have different branding options to help customize your applicants' experience. Utilizing these options can help attract applicants and makes your HRCenter look professional and your own.




This article covers:

1. Navigating to Brand Options
2. Colors
3. Favicon
4. Logos
5. Additional Customization

Note Any branding changes can take up to 5 minutes to take effect.

To Navigate to Branding Options:

1. Log into your HRCenter Admin
 - If you do not have the link or permission to access HRCenter Admin, please talk to your administrator or contact [support](#).
2. Navigate to Tenants
3. Branding options are found on the Theme card under Configuration on the Tenants page:

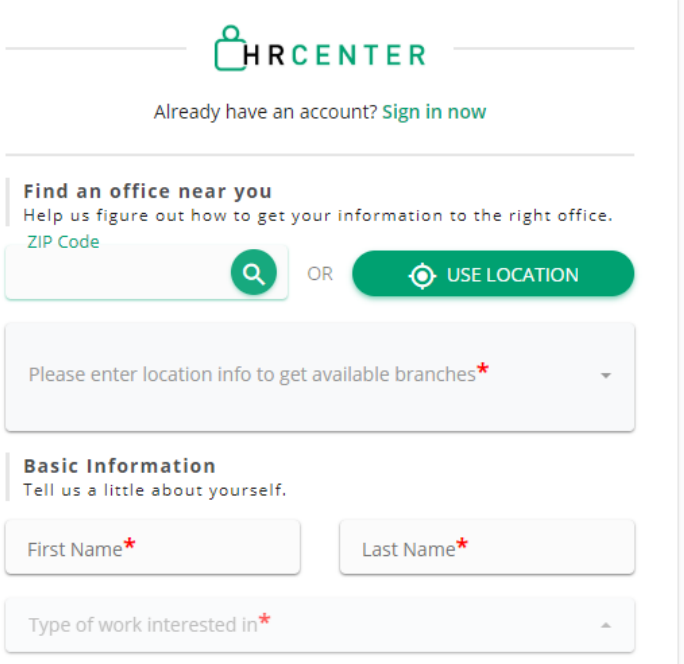
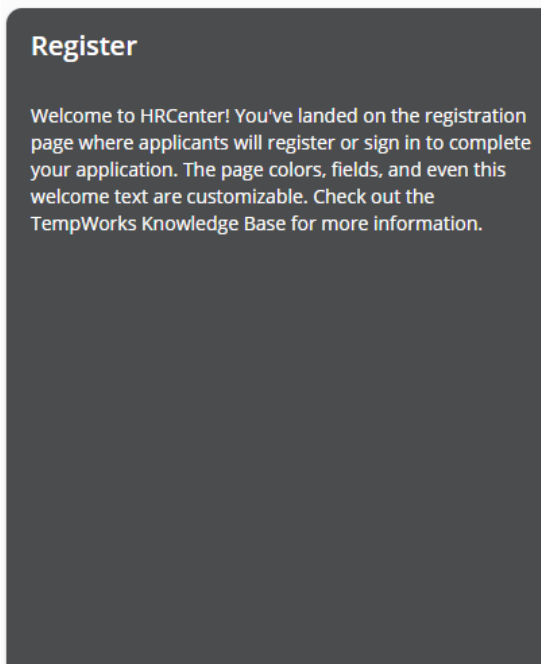
Theme	
Branding FavIcon  Browser FavIcon (16 x 16px).	<input type="button" value="Upload"/>
Branding Logo Dark Background  Branding logo for a dark background (176 x 40px recommended with transparent background).	<input type="button" value="Upload"/>
Branding Logo White Background  Branding logo for a white background (176 x 40px recommended with transparent background).	<input type="button" value="Upload"/>
Branding Offset Background Color Used throughout the app as an accent color on some cards.	<input type="text" value="#4b4c4e"/>
Branding Primary Action Color The main color for all actions (Think buttons and links).	<input type="text" value="#00a171"/>
Custom CSS	<input type="button" value="Edit CSS"/>
Custom Java script	<input type="button" value="Edit Javascript"/>

Branding Colors

Branding Offset Background Color Used throughout the app as an accent color on some cards.	<input type="text" value="#4b4c4e"/>
Branding Primary Action Color The main color for all actions (Think buttons and links).	<input type="text" value="#00a171"/>

You can customize the colors within your HRCenter to fit with your company brand.

- The offset background color is used as an accent color for instructions, etc.
- The primary action color is used for buttons and links



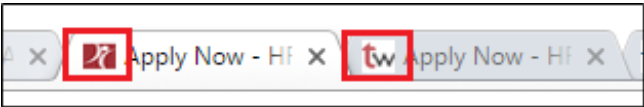
To change the color, input the desired color's hex code.

Don't know the hex code? there are a number of hex color picker websites to help you. Here is one of our favorites: [W3Schools](#).

Branding Favicon

16 x 16px

This image will appear on the tab of the internet page when a user is logging in or has logged into TempWorks HRCenter (and in WebCenter's Employee/Customer Portal).



Branding Logos

Recommended size for both logos: 176x40 px with a transparent background (PNG file type works best)

White Background

The white background logo is an optional logo. If nothing new is uploaded for that image then nothing will display in its spot. This logo will show above the Apply Now text.

Register

Welcome to HRCenter! You've landed on the registration page where applicants will register or sign in to complete your application. The page colors, fields, and even this welcome text are customizable. Check out the TempWorks Knowledge Base for more information.



Already have an account? [Sign in now](#)

Find an office near you

Help us figure out how to get your information to the right office.

ZIP Code



OR



USE LOCATION

Please enter location info to get available branches*

Basic Information

Tell us a little about yourself.

First Name*

Last Name*

Type of work interested in*

Dark Background

This logo will be visible to the applicant throughout their application. The small logo is located in the upper left corner of HRCenter.

Register

Welcome to HRCenter! You've landed on the registration page where applicants will register or sign in to complete your application. The page colors, fields, and even this welcome text are customizable. Check out the TempWorks Knowledge Base for more information.



Already have an account? [Sign in now](#)

Find an office near you

Help us figure out how to get your information to the right office.

ZIP Code



OR

 USE LOCATION

Please enter location info to get available branches*



Additional Customization

HRCenter allows for additional customization by utilizing the Custom CSS or Java script options. These options are great for those who understand and have experience coding in CSS or Java script to customize the colors, features, and page layout options.

Note If you have never written in CSS or Java script before, we highly recommend that you do not attempt to update or change the Custom CSS or Custom Java script options without consulting a professional.

Related Articles