

# Beyond - Reprinting or Viewing Tax Documents

Last Modified on 10/07/2021 3:43 pm CDT

If you are someone who needs to view tax documents such as W2s, W2-Cs, 1099s or 1095s, you can now view and print them from Beyond.

**\*Note\*** This is only for tax documents created in TempWorks starting in 2015.

## This Article Covers:

1. [Having the Right Permissions](#)
2. [Pulling the Tax Documents You Want](#)

## Permissions

Not everyone can or should be viewing and/or printing out employee tax information. Your admin will need to provide you with the correct security group permissions in order to see and print tax documents in Beyond.

If you are new to Beyond, check out [Beyond - Managing Security Groups](#) for more information on what security groups are and how they work.

In order to print tax documents, you will need the Security Group > Permission Category permission:

Properties (36)

36 Selected

🔍 Filter...

- Can use on-call chat functionality  
Allows a user to specify branches that employees can chat with them from.
- Can view and download employee tax forms  
Allows a user to view and download PDFs of employee tax forms such as W2, 1099, and 1095.
- Can view another user's private tasks  
Allows a user to view tasks marked as private by others.

This permission is already granted to the following *default security groups*:

- Administrator
- Back Office Manager

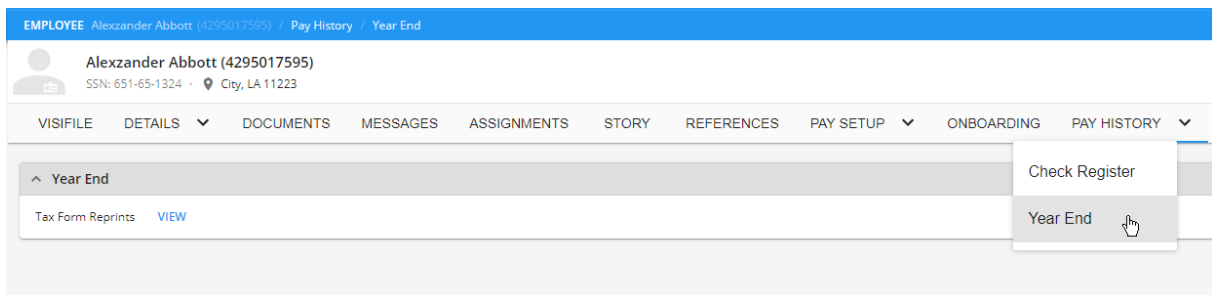
This means any user added to either of these groups will have that permission.



## Pulling Employee Tax Documents

Once you have the correct permissions, you will be able to view tax documents for employees

**\*Note\*** The same Employee Tax Forms accessible within Enterprise are accessible within Beyond.

1. Navigate to employee record you wish to reprint/view a tax form for
2. Select Pay History tab
3. Select Year End option



4. Select the year (if applicable) to print all forms from that year
5. Use the  icon to expand and choose individual tax documents
6. Use the  icon to view the document or select the documents and choose download

Tax Form Reprints

Select all forms

<input checked="" type="checkbox"/> 2019			^
↳ <input checked="" type="checkbox"/>	Federal Employee W2		👁
<input type="checkbox"/> 2018			^
↳ <input checked="" type="checkbox"/>	Federal Employee W2		👁
↳ <input type="checkbox"/>	Federal W2C Copy C		👁
<input type="checkbox"/> 2017			v
<input type="checkbox"/> 2016			v
<input type="checkbox"/> 2015			v

CLOSE [DOWNLOAD \(2\)](#)

# Related Articles