

Whippy Integration

Last Modified on 06/23/2026 1:43 pm CDT



Whippy is a two-way texting communication integration within Beyond that can be customized to instantly sync records and messages and includes automated workflows.

Want to learn more about Whippy? Check out their website: [Whippy | All in one communication platform for teams](#)

Whippy Benefits Include:

- Send 1-1 messages from the Employee profile page in Beyond.
- Send SMS Campaigns from any page with phone numbers in Beyond.
- Trigger automated workflows from any page with phone numbers in Whippy.

Setting Up the Integration

Note This integration does require additional setup and an existing relationship with Whippy. For more information about getting this setup, and pricing inquiries, please contact your TempWorks Account Manager.

During the initial setup, the following will also be completed:

- An initial sync of employees from TempWorks to Whippy.
- An optional sync of preexisting Whippy messages back to TempWorks.
- The selection of ongoing sync preference.


Once the initial setup of the integration is complete, all you will need to do is install the Whippy Chrome extension.

Note Please see the following [video](#) for further instruction on the installation of the Whippy Chrome extension.

Navigate to the Whippy extension within the [Chrome Web Store](#) and select "Get" to install:



Whippy - All in One Communication Platform

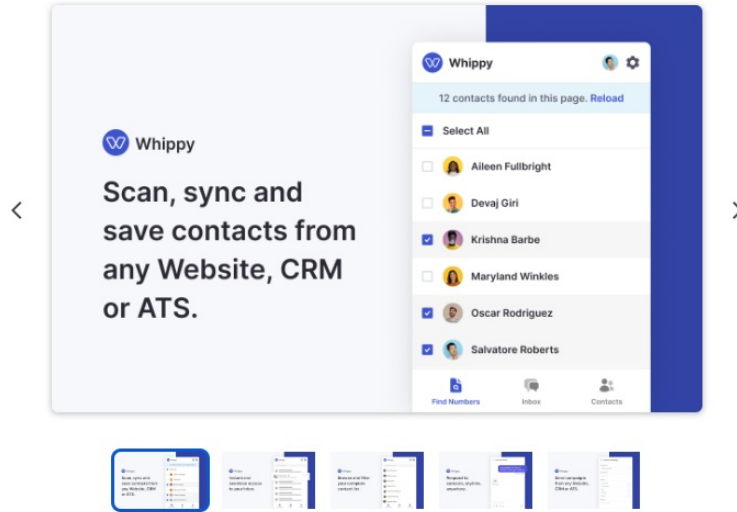


whippy.co 5.0 ★ (3 ratings)

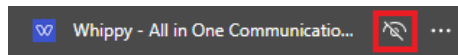
Extension

Workflow & Planning

1,000 users

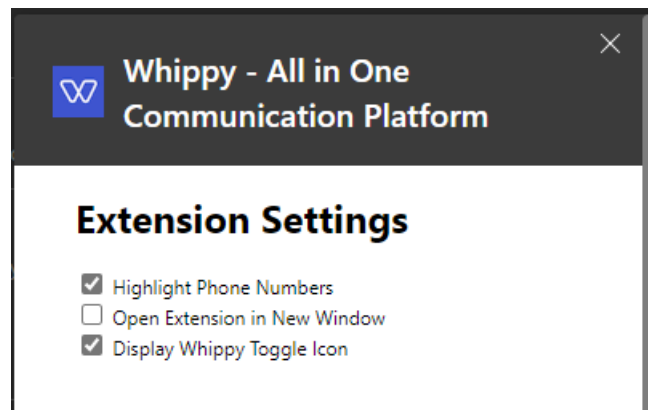


To add the extension to the web browser toolbar, select the  icon and select "View/Pin":



Right-click on the extension within the toolbar, select "Extension Settings", and make sure the following are selected:

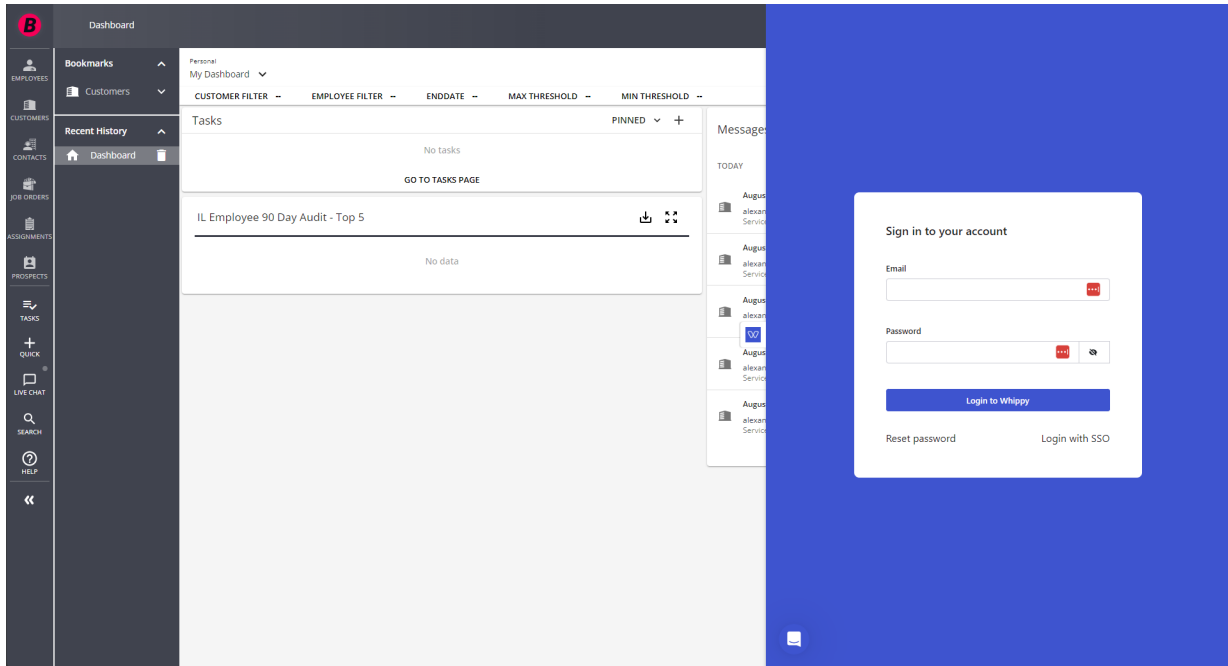
- Highlight Phone Numbers
- Display Whippy Toggle Icon



Note The Whippy extension works within Google Chrome and Microsoft Edge (Chromium).

Once installed, navigate to Beyond, select the Whippy icon to the right of the browser, and login with your

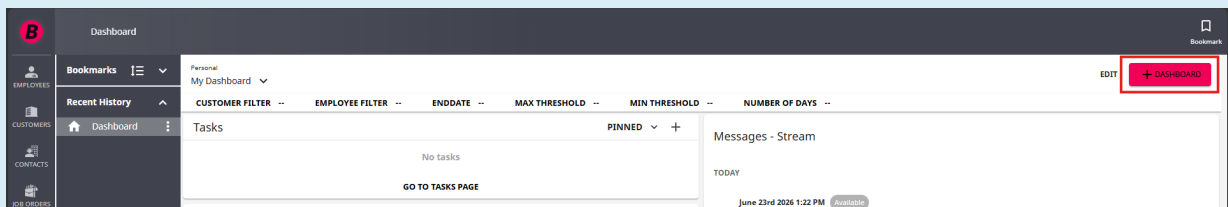
credentials:



Once the extension has been installed and you are logged into your account, you can begin utilizing the Whippy integration.

Note Optionally, you can create a custom Dashboard within Beyond that, once setup, will display your Whippy inbox.

Begin by navigating to Beyond and selecting "+ Dashboard" at the top right:



Within the "Dashboard" card, enter/select the following:

- **Dashboard Type:** Personal
- **Name:** Whippy Inbox
- **Layout:** Embedded Web Page
- **URL:** <https://app.whippy.co/inbox/calls/all>

Once the information has been entered, select "Submit" to create the new Dashboard:

Dashboard

Dashboard Type
Personal

Team

Name
Whippy Inbox

Layout
Embedded Web Page

URL
https://app.whippy.co/inbox/calls/all

Only webpages that allow [iframe embedding](#) are supported.

SAVE AS DRAFT CANCEL SUBMIT

Within the new "Whippy Inbox" Dashboard, log in with your Whippy credentials and the Dashboard will display your Whippy inbox:

The screenshot shows the Whippy Inbox Dashboard interface. At the top, there's a search bar and a '+ DASHBOARD' button. Below that, there are tabs for 'All Calls', 'My Calls', 'User Calls', 'Agent Calls', 'Missed Calls', 'Voicemail', and 'Parked Calls'. The 'All Calls' tab is selected, and a search bar is present. The main content is a table of calls with the following columns: Contact, Call Direction, Handled By, Call Channel, Call Status, Call Recording, Call Duration, and Date & Time. The table contains 6 rows of call data.

Contact	Call Direction	Handled By	Call Channel	Call Status	Call Recording	Call Duration	Date & Time
Jordan Speith	Outbound	Alexander Swanson	TempWorks	Call Ended	▶	51s	Apr 22 2026 12:09 PM
Bryan Boxes	Outbound	Alexander Swanson	TempWorks	Call Ended	▶	33s	Apr 22 2026 12:01 PM
Rhett Butler	Inbound		TempWorks	Missed Call	▶	34s	Apr 22 2026 11:56 AM
Rhett Butler	Outbound	Alexander Swanson	TempWorks	Call Ended	▶	17s	Apr 22 2026 11:52 AM
Rhett Butler	Outbound	Alexander Swanson	TempWorks	Missed Call		-	Apr 22 2026 9:47 AM
Rhett Butler	Outbound	Alexander Swanson	TempWorks	Call Ended		20s	Apr 17 2026 11:16 AM

12 count

Utilizing the Whippy Integration

Note Whippy has a comprehensive [Knowledge Base](#) that contains help articles on all the products that Whippy offers including:

- Campaigns
- Contacts
- Inbox
- Reports
- Sequences
- SMS Deliverability

Related Articles